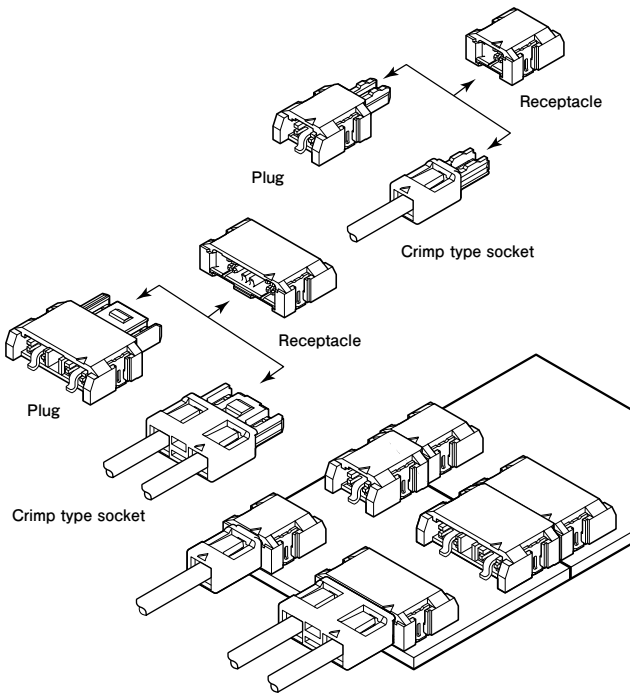


LEB CONNECTOR



4.0mm pitch/For LED Lamp/Board-to-board, Disconnectable Crimp style connectors



Considering about luminescence property of LED device, this LEB connector is designed as low profile type connector (height: 2.7mm) for LED lighting, and achieves the space saving. The horizontal connection between PCBs enables and the mechanism of absorbing the PCB misalignment has been installed considering the parallel use for the connector. Fork type contact that has a high contact pressure (receptacle side) and enough mating stroke provide the stable contact performance even if the PCB expands and contracts due to heat.

- Absorption misalignment mechanism (only connector pitch direction)
- The PCB layout is in common with plug and receptacle connectors.
- Mechanism for preventing wrong insertion
- Crimp type socket that is mated with receptacle connector is available.

Specifications

<For board-to-board>

- Current rating: 3A AC, DC
- Voltage rating: 300V AC, DC
- Temperature range: -55°C to +105°C
(including temperature rise in applying electrical current)
- Contact resistance: Initial value/ 20mΩ max.
After environmental testing/ 40mΩ max.
- Insulation resistance: 1,000MΩ min.
- Withstanding voltage: 1,700V AC/minute

<For disconnectable crimp style>

- Current rating: 3A AC, DC (AWG #22)
- Voltage rating: 300V AC, DC
- Temperature range: -55°C to +105°C
(including temperature rise in applying electrical current)
- Contact resistance: Initial value/ 20mΩ max.
After environmental testing/ 40mΩ max.
- Insulation resistance: 1,000MΩ min.
- Withstanding voltage: 1,700V AC/minute
- Applicable wire: Conductor size/ AWG #26 to #22
Insulation O.D./ 0.95 to 1.3mm

* Compliant with RoHS.

* Refer to "General Instruction and Notice when using Terminals and Connectors" at the end of this catalog.

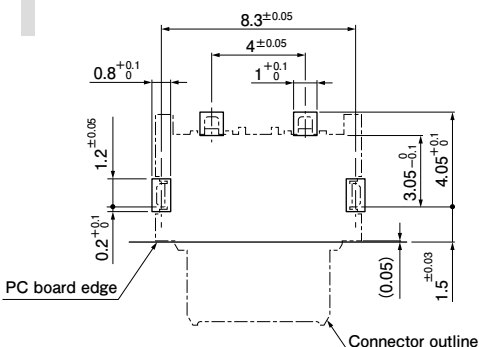
* Contact JST for details.

Standards

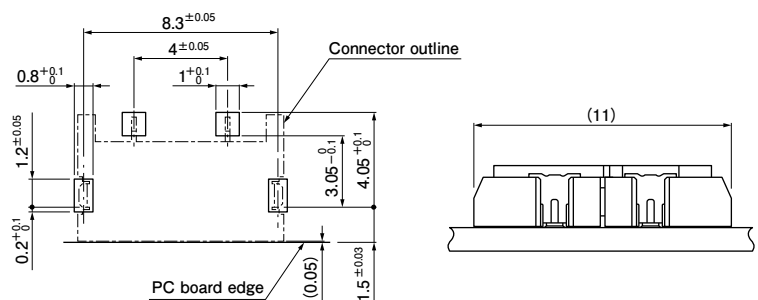
TM Recognized E60389

CS Certified LR20812

Plug



Receptacle



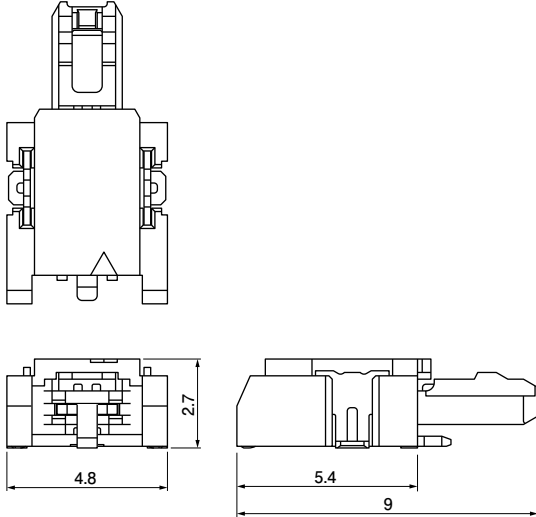
Note: 1. The above figure is the figure viewed from the connector mounting side.

2. Tolerances are non-cumulative: ± 0.05 mm for all centers. The dimensions above should serve as a guideline. Contact JST for details.

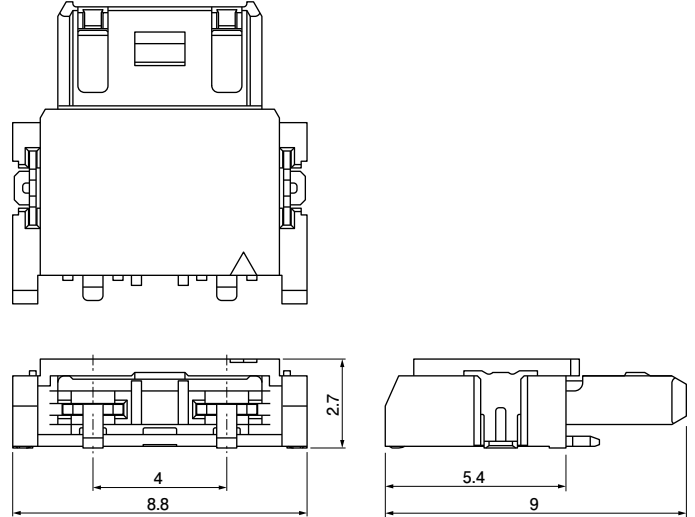
LEB CONNECTOR

Plug

<Single circuit>



<2 circuits>



No. of circuits	Model No.	Q'ty / reel
1	01P-LEBSS-TF	2,000
2	02P-LEBSS-TF	2,000

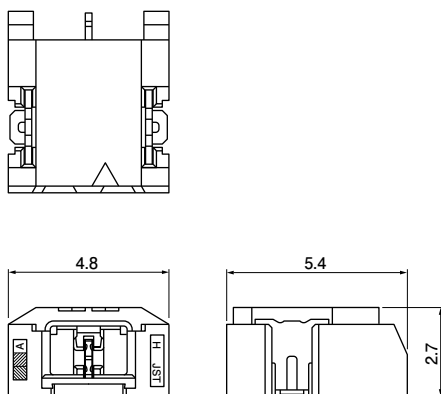
Material and Finish

Contact: Copper alloy, copper-undercoated, tin-plated (reflow treatment)
 Housing: PA 9T, UL94V-0, white
 Solder tab: Copper alloy, tin-plated (reflow treatment)

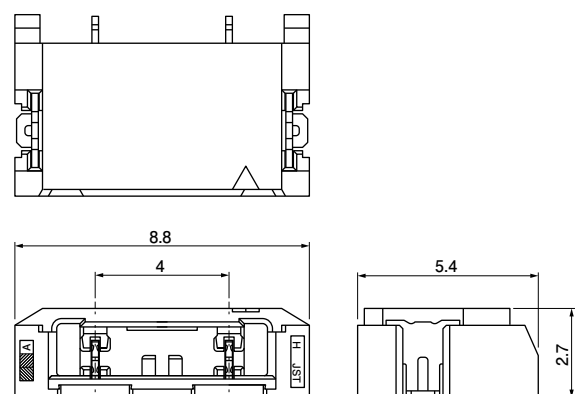
RoHS compliance This product displays (LF)(SN) on a label.
 Note: The products listed above are supplied on embossed-tape.

Receptacle

<Single circuit>



<2 circuits>



No. of circuits	Model No.	Q'ty / reel
1	01R-LEBSS-TB	2,000
2	02R-LEBSS-TB	2,000

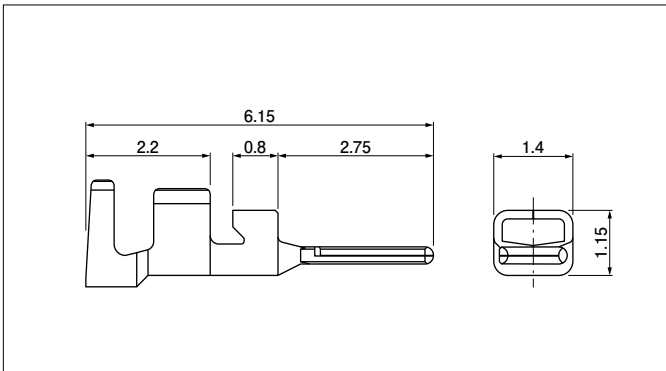
Material and Finish

Contact: Copper alloy, copper-undercoated, tin-plated (reflow treatment)
 Housing: PA 9T, UL94V-0, white
 Solder tab: Copper alloy, tin-plated (reflow treatment)

RoHS compliance This product displays (LF)(SN) on a label.
 Note: The products listed above are supplied on embossed-tape.

LEB CONNECTOR

Contact



Model No.	Applicable wire			Q'ty / reel
	mm ²	AWG#	Insulation O.D. (mm)	
SLEB-001T-P0.2	0.13 to 0.33	26 to 22	0.95 to 1.3	15,000

Material and Finish

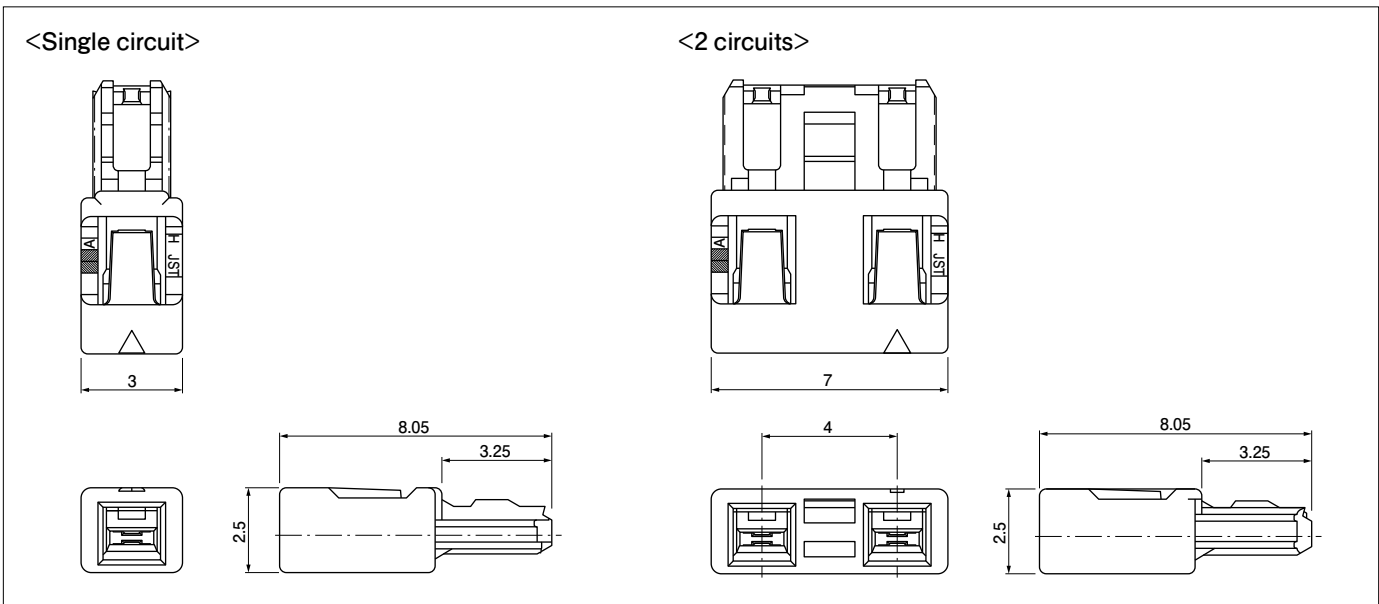
Copper alloy, tin-plated (reflow treatment)

RoHS compliance

Contact	Crimping machine	Applicator		
		Crimp applicator	Dies	Crimp applicator with dies
SLEB-001T-P0.2	AP-K2N	MKS-L	MK/SLEB-001-02	APLMK SLEB001-02
		—	—	—

Note: Contact JST for fully automatic crimping applicator.

Housing



No. of circuits	Model No.	Q'ty / bag
1	LEBRP-01V-S	2,000
2	LEBRP-02V-S	2,000

Material

PBT, UL94V-0, natural

RoHS compliance

Model number allocation

Plug

01 P-LEB S S - TF

No. of circuits: 1 to 2

Part name: Plug

Series name

Color: S...White

Indication of clinch: S...Straight pin

Packaging style: TF...Embossed-taping

Receptacle

01 R-LEB S S - TB

No. of circuits: 1 to 2

Part name: Receptacle

Series name

Color: S...White

Indication of clinch: S...Straight pin

Packaging style: TB...Embossed-taping

Contact

S LEB -001T - P 0.2

Form: S...Strip form

Series name

Applicable wire range: 001...AWG #26 to #22

Surface finish: T...Tin-plated (reflow treatment)

Material: P...Copper alloy

Terminal size

Housing

LEB RP - 02 V - S

Series name

Part name: Socket for mating the receptacle

No. of circuits: 1 to 2

Flammability: V...UL94V-0

Color: S...Natural