

Description

- High Surge Current Capability
- Low Leakage and Forward Voltage Drop
- **Lead Free Finish, RoHS Compliant (Notes 1 & 2)**

Mechanical Data

- Case: R-6
- Case Material: Molded Plastic.
UL Flammability Classification Rating 94V-0
- Moisture Sensitivity: Level 1 per J-STD-020
- Terminals: Finish—Tin. Axial Leads, Solderable per MIL-STD-202, Method 208
- Polarity: Color Band Indicates Cathode
- Approximate Weight: 2.1 grams

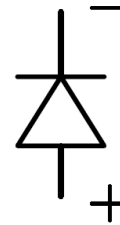
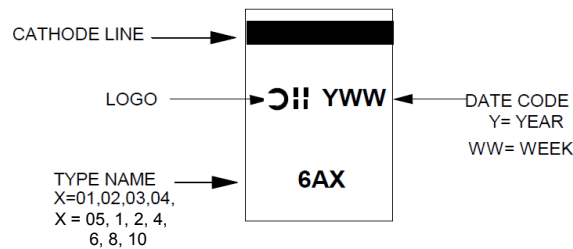
Ordering Information (Note 3)

Part Number	Case	Packaging
6A05-T	R-6	500/Tape & Reel, 13-inch
6A1-T	R-6	500/Tape & Reel, 13-inch
6A2-T	R-6	500/Tape & Reel, 13-inch
6A4-T	R-6	500/Tape & Reel, 13-inch
6A6-T	R-6	500/Tape & Reel, 13-inch
6A8-T	R-6	500/Tape & Reel, 13-inch
6A10-T	R-6	500/Tape & Reel, 13-inch

- Notes:
1. EU Directive 2002/95/EC (RoHS), 2011/65/EU (RoHS 2) & 2015/863/EU (RoHS 3) compliant. All applicable RoHS exemptions applied.
 2. See <https://www.diodes.com/quality/lead-free/> for more information about Diodes Incorporated's definitions of Halogen- and Antimony-free, "Green" and Lead-free.
 3. For packaging details, go to our website at <https://www.diodes.com/design/support/packaging/diodes-packaging/>.

Marking Information

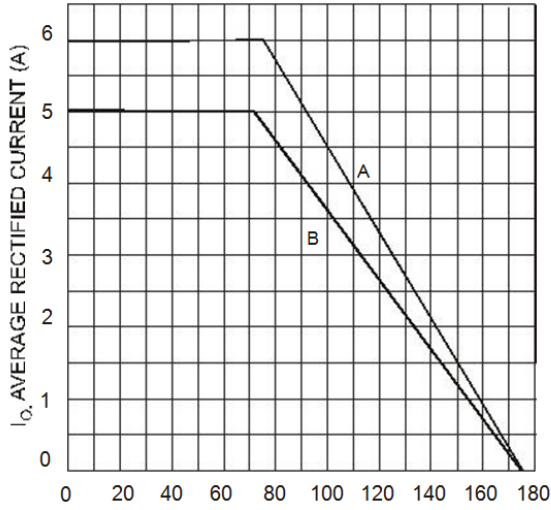
B. Marking on the semiconductor :



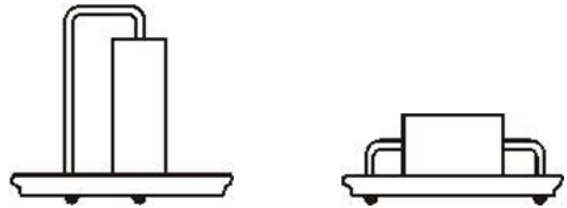
Maximum Ratings and Electrical Characteristics (@T_A = +25°C, unless otherwise specified.)

Ratings at +25°C ambient temperature unless otherwise specified.
Single phase, halfwave, 60Hz, resistive or inductive load.

Characteristic	Symbol	6A05	6A1	6A2	6A4	6A6	6A8	6A10	Unit
Maximum Recurrent Peak Reverse Voltage	V _{RRM}	50	100	200	400	600	800	1000	V
Maximum RMS Voltage	V _{RMS}	35	70	140	280	420	560	700	V
Maximum DC Blocking Voltage	V _{DC}	50	100	200	400	600	800	1000	V
Maximum Average Forward Rectified Current 9.5mm Lead Length @ T _A = +75°C (See Figure 1)	I _(AV)	6.0							A
Peak Forward Surge Current 8.3ms Single Half Sine-Wave Superimposed on Rated Load	I _{FSM}	400							A
Maximum Instantaneous Forward Voltage at 6.0A DC	V _{FM}	0.90							V
Maximum DC Reverse Current @ T _A = +25°C at Rated Blocking Voltage @ T _A = +100°C	I _{RM}	10 100							µA
Operating and Storage Temperature Range	T _J , T _{STG}	-65 to +175							°C



T_A , AMBIENT TEMPERATURE (°C)
Fig. 1 Output Current Derating Curve

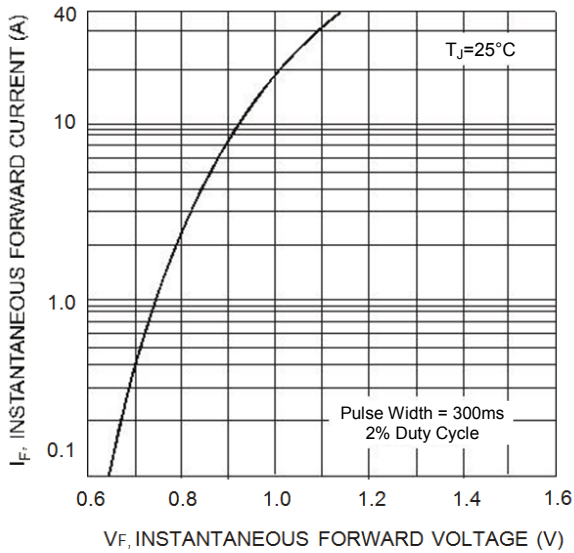


Recommended Method
(See Derating "A")

Standard Method
(See Derating "B")

Ground Plane: 25mm² equivalent copper surface area

Printed Circuit Board Mounting Method



V_F , INSTANTANEOUS FORWARD VOLTAGE (V)
Fig. 2 Typical Forward Characteristics

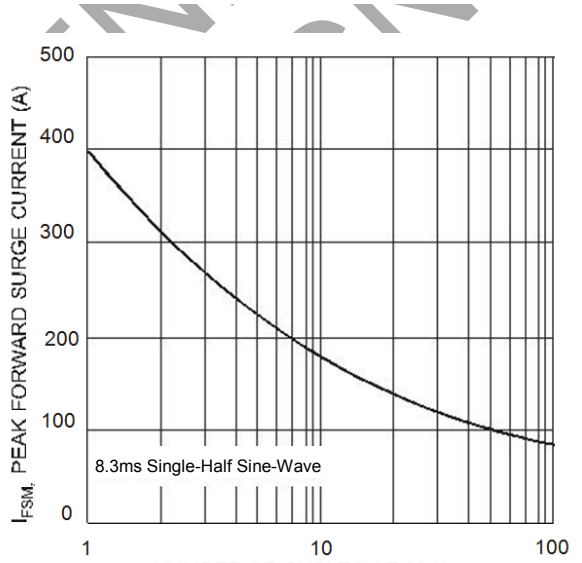


Fig. 3 Maximum Non-Repetitive Peak Forward Surge Current

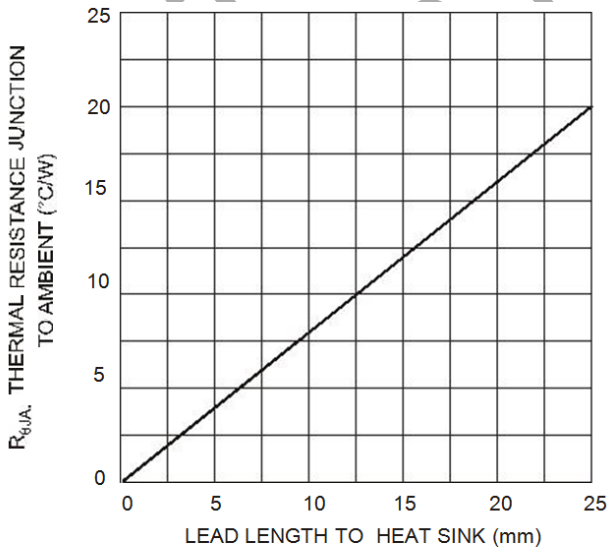
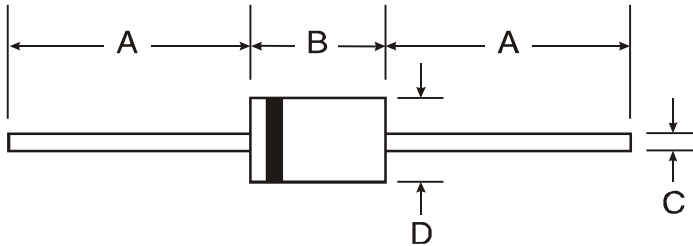


Fig. 4 Typical Thermal Resistance
(Using Standard Mounting Method "B")

Package Outline Dimensions

Please see <http://www.diodes.com/package-outlines.html> for the latest version.

R-6



R-6		
Dim	Min	Max
A	25.40	-
B	8.60	9.10
C	1.20	1.30
D	8.60	9.10
All Dimensions in mm		

IMPORTANT NOTICE

DIODES INCORPORATED MAKES NO WARRANTY OF ANY KIND, EXPRESS OR IMPLIED, WITH REGARDS TO THIS DOCUMENT, INCLUDING, BUT NOT LIMITED TO, THE IMPLIED WARRANTIES OF MERCHANTABILITY AND FITNESS FOR A PARTICULAR PURPOSE (AND THEIR EQUIVALENTS UNDER THE LAWS OF ANY JURISDICTION).

Diodes Incorporated and its subsidiaries reserve the right to make modifications, enhancements, improvements, corrections or other changes without further notice to this document and any product described herein. Diodes Incorporated does not assume any liability arising out of the application or use of this document or any product described herein; neither does Diodes Incorporated convey any license under its patent or trademark rights, nor the rights of others. Any Customer or user of this document or products described herein in such applications shall assume all risks of such use and will agree to hold Diodes Incorporated and all the companies whose products are represented on Diodes Incorporated website, harmless against all damages.

Diodes Incorporated does not warrant or accept any liability whatsoever in respect of any products purchased through unauthorized sales channel. Should Customers purchase or use Diodes Incorporated products for any unintended or unauthorized application, Customers shall indemnify and hold Diodes Incorporated and its representatives harmless against all claims, damages, expenses, and attorney fees arising out of, directly or indirectly, any claim of personal injury or death associated with such unintended or unauthorized application.

Products described herein may be covered by one or more United States, international or foreign patents pending. Product names and markings noted herein may also be covered by one or more United States, international or foreign trademarks.

This document is written in English but may be translated into multiple languages for reference. Only the English version of this document is the final and determinative format released by Diodes Incorporated.

LIFE SUPPORT

Diodes Incorporated products are specifically not authorized for use as critical components in life support devices or systems without the express written approval of the Chief Executive Officer of Diodes Incorporated. As used herein:

- A. Life support devices or systems are devices or systems which:
 - 1. are intended to implant into the body, or
 - 2. support or sustain life and whose failure to perform when properly used in accordance with instructions for use provided in the labeling can be reasonably expected to result in significant injury to the user.
- B. A critical component is any component in a life support device or system whose failure to perform can be reasonably expected to cause the failure of the life support device or to affect its safety or effectiveness.

Customers represent that they have all necessary expertise in the safety and regulatory ramifications of their life support devices or systems, and acknowledge and agree that they are solely responsible for all legal, regulatory and safety-related requirements concerning their products and any use of Diodes Incorporated products in such safety-critical, life support devices or systems, notwithstanding any devices- or systems-related information or support that may be provided by Diodes Incorporated. Further, Customers must fully indemnify Diodes Incorporated and its representatives against any damages arising out of the use of Diodes Incorporated products in such safety-critical, life support devices or systems.

Copyright © 2019, Diodes Incorporated

www.diodes.com